

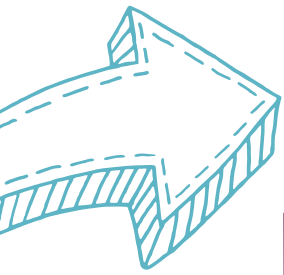
2023-2024

REFINING *my* PATHWAY!

Student TRANSITION GUIDE

Planning for
Grades 10 to 12





Welcome to Refining my Pathway!

Refining My Pathways is the second in a series of publications designed to assist parents/guardians and students in navigating high school. Our first publication, *Choosing My Success*, assists students as they transition from grade 8 to grade 9. *Refining My Pathway* focuses on the decisions that parents/guardians and students will encounter as students move into grades 11, 12, and beyond.

For Students

The final years of high school and considering what will follow can be both simultaneously exciting and daunting. It is a time when many decisions are being considered, and ideas about future opportunities influence decisions. The information in this guide was designed to assist you as you make choices about your future. In it, you will find helpful hints, websites, and things to consider as you leave secondary school for the world of work, apprenticeship, college, or university. Remember that your teachers and your guidance staff are still there to assist you as you explore and make decisions about your future.

For Parent(s)/Guardian(s)

As your child becomes a senior in high school, they will encounter some choices that will help position them for their post-secondary goals. Navigating the choices available and making informed decisions can be challenging. This guide contains information to help you as you discuss the future with your teen. It is beneficial to stay involved, ask questions and remember that the school staff is there to help.


If you have questions regarding the different pathways available, please contact your child's secondary school. Staff there are happy to support as you and your child explore a diversity of options and exciting possibilities for the future.

Camille Williams-Taylor


Director of Education

Durham District School Board






[Choosing My Success](#)



[Refining My Pathway](#)



[Designing My Future](#)



[Pathways to Student Success](#)

Indigenous Rights and Human Rights

The DDSB is committed to learning and working environments that centre Indigenous rights, human rights and equity and are safe, welcoming, respectful, equitable, accessible, inclusive and free from discrimination, oppression and harm.

This means that:

- everyone is treated with dignity and respect, and feels safe and included in our classrooms, schools and all learning spaces.
- no one is discriminated against because of ancestry, race, sex, gender, different abilities, neurodiversity, disability, sexual orientation, gender identity, gender expression, creed, religion and all other Human Rights Code protected grounds and socioeconomic states.

To meet this commitment, the DDSB works collaboratively with students, parents/ caregivers and community partners to:

- promote and protect human rights.
- design and provide inclusive educational programs and services.
- identify, prevent and address discriminatory barriers that affect students' educational experiences, opportunities, outcomes and learning environments.
- meet the DDSB's legal duty to accommodate under the Human Rights Code in a manner that recognizes and respects individual identities, strengths, abilities and needs and that maximizes inclusion, integration, participation and independence ("accommodate" means adjusting services, programs and practices to remove barriers and better respond to or address Human Rights Code related needs).
- support all students' learning and success.

If you have an accommodation need or human rights concern, please inform your teacher or principals, or visit the [DDSB Human Rights, Anti-Discrimination and Anti-Racism Policy](#). Here you will find information on the [Human Rights Policy and Procedures Practice](#) and the [Students' Rights and Responsibilities under the Human Rights Policy and Procedures Information Sheet](#).



Table of Contents

Secondary School Terms and Definitions	5-6
Ontario Secondary School Diploma Requirements	7
Ontario Secondary School Certificate Requirements and Certificate of Accomplishment Requirements	8
Report Card Learning Skills	9
Inclusive Student Services	10
English as a Second Language and English Literacy Development	11
Pathways to English	12
Pathway Steps for All	13
Literacy	14
Education and Career-Life Planning Process.....	15
Types of Courses in Grade 10.....	16
Decoding a Course Code	17
Which One Do I Choose? Course Types	18
Destination Apprentice.....	19
Destination College.....	20
Destination University.....	21
Destination World of Work	22
What is Cooperative Education?	23
What is OYAP?	24
What is SHSM?	25
Don't Forget to Think About.....	26
Life in Secondary School	27

Secondary School Terms and Definitions

Certificate of Accomplishment

Students who are leaving secondary school upon reaching the age of eighteen without having met the requirements for the OSSD or the OSSC may be granted a Certificate of Accomplishment.

Community Involvement Hours

Students must complete 40 hours of community involvement activities in order to earn their Ontario Secondary School Diploma (OSSD). Students may begin completing this requirement in the summer going into their grade 9 year.

Compulsory Course

Refers to a course that students must take that fulfills part of the OSSD or Ontario Secondary School Certificate (OSSC) requirements.

Cooperative Education

Cooperative education allows students to gain secondary school credits while completing a work placement in the community. This program helps students prepare for apprenticeships, college, university, or the workplace.

Course Code

This 6-character code describes the subject, grade level and pathway or destination of a high school course.

Credit

A credit value of 1.0 is granted upon successfully completing a 110-hour course with a minimum mark of 50%.

A credit value of 0.5 is granted upon successfully completing a 55-hour course with a minimum mark of 50%.

Dual Credit Courses


Dual credit courses allow high school students to take a college or apprenticeship course that counts towards their Ontario Secondary School Diploma (OSSD) and a postsecondary certificate, diploma, degree, or a Certificate of Apprenticeship.

Elective Courses

Students will select 12 elective courses that are of specific interest to them and which will count towards the 30 credit diploma requirement (OSSD) or 7 elective courses required towards the 14 credit certificate (OSSC).

Individual Pathways Plan (IPP)

Students use an Individual Pathways Plan (IPP) to track the growth of their career development competencies and plan for their future. *myBlueprint* is the digital platform that this is created on.



Secondary School

Terms and Definitions

Learning Goals

Brief statements that describe for a student what they should know and be able to do by the end of a period of instruction.

Ontario Schools: K to 12, 2016

This document outlines the requirements to earn the following:

Online Learning Credits

Students who entered Grade 9 on or after September 1, 2020 are required to complete two online learning credits as part of the 30 credits required for the Ontario Secondary School Diploma.

Ontario Secondary School Certificate (OSSC)

The OSSC will be granted, on request, to students who are leaving secondary school upon reaching the age of 18 without having met the requirements of the OSSD, yet having fulfilled all necessary requirements for the OSSC.

Ontario Secondary School Diploma (OSSD)

The OSSD will be granted after a student fulfills all necessary credits, literacy, online learning and community involvement hour requirements.

Ontario Secondary School Literacy Test (OSSLT)

The literacy test is written in Grade 10. A student must pass the literacy requirement to earn their OSSD.

Prerequisite Course

Refers to a specific course that you must complete successfully before taking another course at the next grade level.

Semester

The school year is divided into two semesters. A student will take four courses each semester. Semesters run from September to January and February to June.

Student Success

High schools have staff and programs in place to support and improve student learning.

Success Criteria

Standards or specific descriptions of successful attainment of learning goals developed by teachers on the basis of criteria in the achievement chart that are used to determine to what degree a learning goal has been achieved.

Summer School

Durham Continuing Education offers credit and non-credit programs during the summer. Programs and courses will be available to review and register in myBlueprint. Connect with your CMS Pathway Counsellor or grade 8 teacher to learn more.

Timetable

A timetable outlines the course, time, room number, lunch period, teacher and semester in which students will take all of their courses.

Information can be found on the Ministry of Education website

[ontario.ca/page/ministry-education](https://www.ontario.ca/page/ministry-education)

OSSD Ontario Secondary School Diploma

What do you need to earn an OSSD?



18 Compulsory Credits

Students must earn the following compulsory credits to obtain the Ontario Secondary School Diploma:

Credits	Subject
4	English (1 credit per grade)*
3	Mathematics (1 credit in Grade 11 or 12)
2	Science
1	Canadian History
1	Canadian Geography
1	Arts
1	Health and Physical Education
1	French as a Second Language
0.5	Career Studies
0.5	Civics

Plus one credit from each of the following groups:

Credits	Subject
1	Group 1
	English or French as a second language**
	A Native language
	A Classical or International Language
	Social Sciences and the Humanities
	Canadian and World Studies
	Guidance and Career Education
	Cooperative Education***
	First Nations, Métis, and Inuit Studies
American Sign Language as a second language	
1	Group 2
	Health and Physical Education
	The Arts
	Business Studies
	French as a Second Language**
1	Group 3
	Science (Grade 11 or 12)
	Technological Education
	French as a Second Language**
	Computer Studies
1	Cooperative Education***
	American Sign Language as a second language

- 1 30 credits in total**
- 2 40 hours of Community Involvement**
- 3 Completion of the Literacy Requirement**
- 4 Earn at least 2 Online Learning Credits***

**Applies to students who entered Grade 9 in the 2020-21 school year. Due to the province-wide school closures from April 2021 to June 2021, these students may be granted one credit towards the graduation requirement.*

In addition, students must complete:

✓	12 elective credits [†]
✓	40 hours of community involvement activities
✓	the provincial literacy requirement

**A maximum of 3 credits in English as a Second Language (ESL) or English Literacy Development (ELD) may be counted towards the 4 compulsory credits in English, but the fourth must be a credit earned for a Grade 12 compulsory English course.*

***In groups 1,2 and 3, a maximum of 2 credits in French as a Second Language can count as compulsory credits, one from group 1 and one from either group 2 or 3.*

****A maximum of 2 credits in cooperative education can count as compulsory credits.*

† The 12 elective credits may include up to 4 credits earned through approved dual credit courses.

*** For the up-to-date information on OSSD requirements please visit [ddsb.ca](https://www.ontario.ca/education).**

OSSC *Ontario Secondary School Certificate*

Students working towards an Ontario Secondary School Certificate must have earned a minimum of 14 credits, distributed as shown.

7 compulsory credits


Students must earn the following compulsory credits to obtain the Ontario Secondary School Certificate:

Credits	Subject
2	English
1	Mathematics
1	Science
1	Canadian History or Canadian Geography
1	Health and Physical Education
1	Arts, Computer Studies or Technological Education

7 additional credits

Credits	Subject
7	7 additional credits selected by the student from available courses

*The OSSC will be granted, on request, to students who are leaving secondary school upon reaching the age of 18 without having met the requirements of the OSSD.



14 credits in total



Certificate of Accomplishment

Students working towards a Certificate of Accomplishment may take K-courses, which are alternative, non-credit courses for students with special education needs. These courses are designed to support the growth of fundamental skills, independence, and self-care. For example, Money Management and Personal Banking (KBBANP) and Transit Training and Community (KCCANV) are two possible course offerings.

*Students who are leaving secondary school upon reaching the age of 18 without having met the requirements for the OSSD or the OSSC may be granted a Certificate of Accomplishment. It is a useful means of recognizing achievement for students who plan to take certain kinds of training or who plan to find employment directly after leaving school. It is accompanied by the student's Ontario Student Transcript and their Individual Education Plan (IEP), where applicable.



Report Card *Learning Skills*

Each learning skill supports your success as a student. Take a moment and read through each of the six learning skills below. How will you demonstrate each as a high school student?



Responsibility

The Student

- fulfills responsibilities and commitments within the learning environment;
- completes and submits class work, homework, and assignments according to agreed-upon timelines;
- takes responsibility for and manages own behaviour.

Collaboration

The Student

- accepts various roles and an equitable share of work in a group;
- responds to the ideas, opinions, values, and traditions of others with dignity and respect;
- builds healthy peer-to-peer relationships through personal and media-assisted interactions;
- works with others to resolve conflicts and build consensus to achieve group goals;
- shares information, resources, and expertise and promotes critical thinking to solve problems and make decisions.

Initiative

The Student

- looks for and acts on new ideas and opportunities for learning;
- demonstrates the capacity for innovation and a willingness to take risks;
- demonstrates curiosity and interest in learning;
- approaches new tasks with a positive attitude;
- recognizes and advocates appropriately for the rights of self and others.

Organization

The Student

- devises and follows a plan and process for completing work and tasks;
- establishes priorities and manages time to complete tasks and achieve goals;
- identifies, gathers, evaluates, and uses information, technology and resources to complete tasks.

Independent Work

The Student

- independently monitors, assesses and revises plans to complete tasks and meet goals;
- uses class time appropriately to complete tasks;
- follows instructions with minimal supervision.

Self-Regulation

The Student

- sets own individual goals and monitors progress towards achieving them;
- seeks clarification or assistance when needed;
- assesses and reflects critically on own strengths, needs, and interests;
- identifies learning opportunities, choices, and strategies to meet personal needs and achieve goals;
- perseveres and makes an effort when responding to challenges.



Did you know?

These learning skills will become your employability skills in the future!

Inclusive Student Services



Inclusive Student Services within the Durham District School Board strives to provide a range of programs, placements and services for students with special education strengths and needs in a supportive environment which enables them to develop to their full potential as students and as members of their communities.

Inclusive Student Services programs and services primarily consist of instruction and assessment that are different from those provided to the general student population. These may take the form of accommodations (such as specific teaching strategies, preferential seating, and assistive technology) and/or an educational program that is modified from the age-appropriate grade level expectations in a particular course or subject.

Many Paths to Success



Students' needs can be met through a variety of programs, placements and class types within the DDSB. We strive to help every student meet their full potential, while fostering the highest level of independence possible for each student. We work with parents and board staff to determine the placement that best meets the student's needs, whether that is in a regular classroom, or for some students, in a special education class.

We place a strong emphasis on the inclusion of our students with special education strengths and needs, regardless of the type of class into which the student is placed.

If you have questions or concerns about your child, contact the Special Education Resource Teacher at your school.

When an **Identification, Placement and Review Committee (IPRC)** identifies a student as an exceptional pupil, the principal must ensure that an Individual Education Plan (IEP) for that student is developed and maintained. An IEP must be developed with input from the parent(s)/guardian(s) and from the student if they are sixteen years of age or older. An IEP may also be prepared for students who require accommodations, program modifications, and/or alternative programs, but who have not been identified as exceptional by an IPRC.

What is an Individual Education Plan (IEP)?

An IEP identifies the student's specific learning expectations and outlines how the school will address these expectations through appropriate accommodations, program modifications and/or alternative programs as well as specific instructional and assessment strategies. The learning program provided for the student is adjusted on the basis of the results obtained through continuous assessment and evaluation.



English as a Second Language (ESL) *and* English Literacy Development (ELD)

The Durham District School Board offers **English as a Second Language (ESL)** and **English Literacy Development (ELD)** programs for our Multilingual Language Learners (MLL) whose home language(s) is a language other than English or is a variety of English that is significantly different from the English used in Ontario schools. They may be Canadian-born or newcomers from other countries. Multilingual Language Learners have diverse identities, backgrounds, and school experiences and have a wide variety of skills, strengths, and needs. Students may initially require educational accommodations to assist their development of English language proficiency.

An initial assessment may be needed to determine English language proficiency for students who are new to Canada. This diagnostic tool places students on the Steps to English Proficiency (STEP) continuum of language acquisition and guides programming.



Vision of the Multilingual Language Learner

Multilingual Language Learners (MLL)
come with many assets and skills.

They will:

- learn English at the same time as the Ontario curriculum;
- have access to support for mainstream classes;
- see themselves in the learning environment;
- feel that their culture and language are valued;
- have confidence to express their opinion and know they have a voice;
- meet high expectations when they are involved in setting goals (with appropriate supports);
- have opportunities to choose pathways that honour their strengths and interests.



Pathways to English

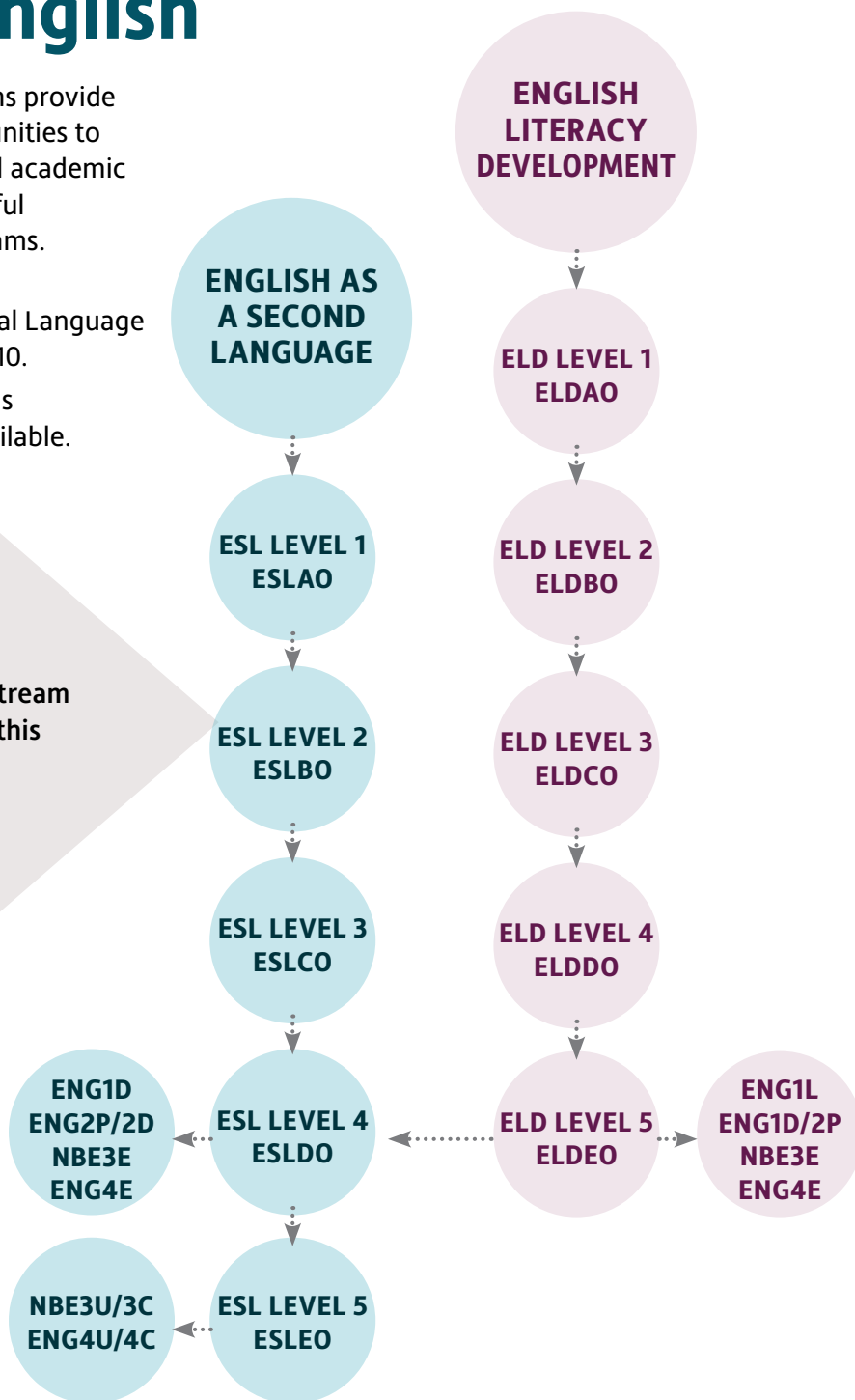
The ESL and ELD curriculum expectations provide Multilingual Language Learners opportunities to develop language skills in both daily and academic English so they may experience successful integration in mainstream school programs.

Additional sheltered courses specifically tailored to meet the needs of Multilingual Language Learners include EPS30, ELS30, and GLS10.

Check with your guidance department as additional sheltered courses may be available.



The chart shows how most English language learners may progress through their ESL and/or ELD courses and into mainstream English courses. Not all students will follow this sequence exactly, and individual students may vary in the rate at which they progress through the levels.



Additional Support

Settlement Workers In Schools (SWIS) help connect newcomer students and families to community services and resources. SWIS offer group sessions, assist school staff, and respond to settlement issues that some newcomers may experience.

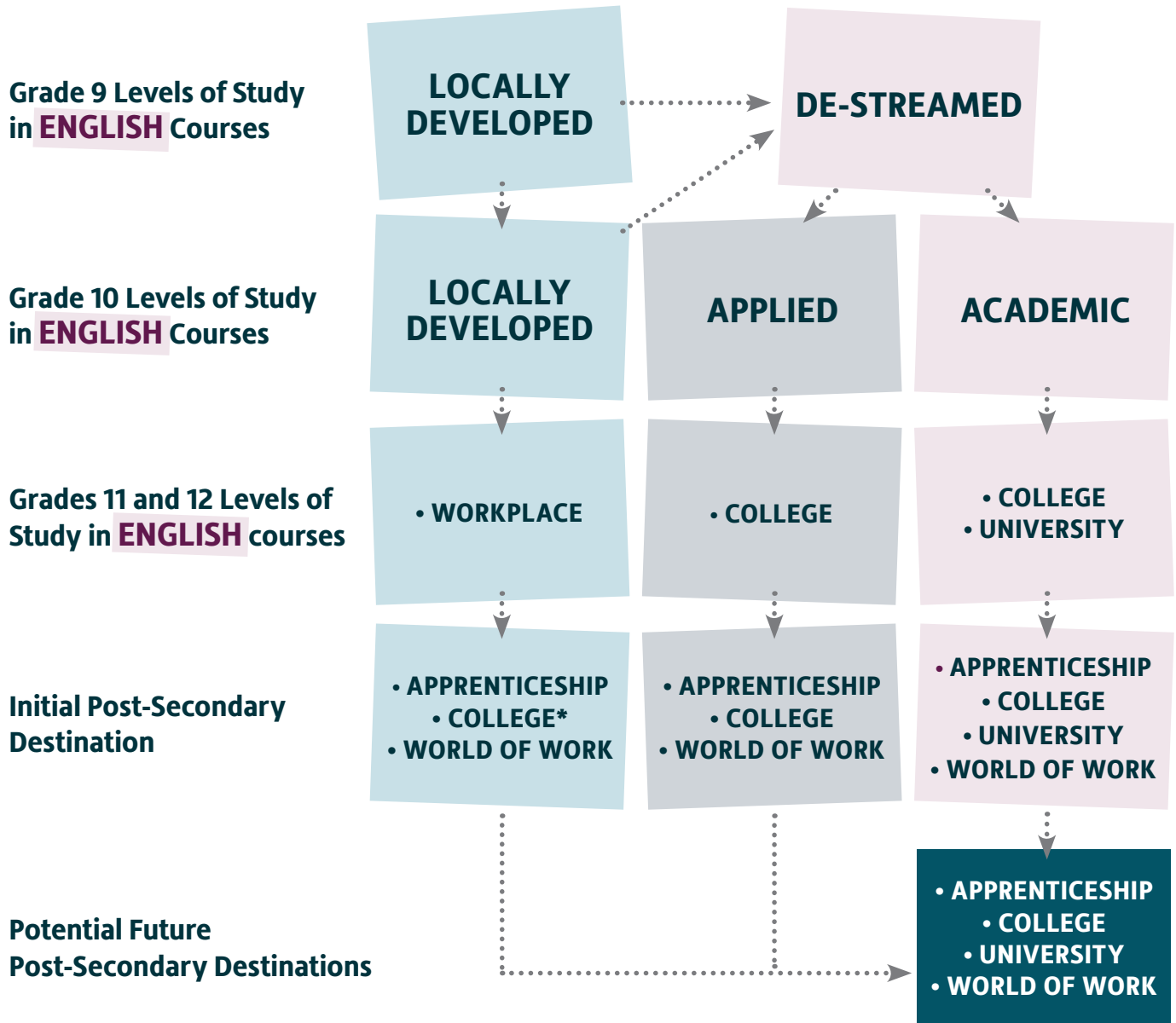
Contact the Guidance Department, MLL Facilitator, or MLL Coach for further information



Pathway Steps for All

Your education is only the beginning of a journey and does not determine your destination. Pathways can change. Focus on the journey.

High School and Beyond: Apprenticeship, College, University and the World of Work



The Ontario Ministry of Education's *Creating Pathways to Success* document grounds our belief that: *all students can be successful, success comes in many forms and there are many pathways to success.*

**Ask your guidance counsellor or SERT about potential options.*

Literacy

GRADE 10 ONTARIO SECONDARY SCHOOL LITERACY TEST (OSSLT)

Completion of the literacy requirement is an OSSD graduation requirement. All students write the Ontario Secondary School Literacy Test (OSSLT) in grade 10. This test is based on the literacy expectations up until the end of Grade 9. Students must achieve the provincial standard (Level 3) to be successful.

If a student is unsuccessful on the OSSLT, they may retake the test in the following year or enroll in the Ontario Secondary School Literacy Course (OSSLC). Successful completion of the OSSLC meets the literacy requirement for graduation.

Students who are not working towards an OSSD may be granted an exemption, and in certain circumstances, students may be deferred until a later administration of the test. Accommodations for each student with special needs will be consistent with assessment accommodations on their IEP.

WHAT CAN I DO TO PREPARE?

Students are encouraged to use the EQAO website at eqao.com to access more information about the test and view practice assessments.

Many schools host activities such as after-school sessions to assist students in preparing for the OSSLT. Students are encouraged to attend these enrichment sessions to learn more about the OSSLT, participate in engaging activities, and receive important information about the test.

OSSD GRADUATION REQUIREMENT

Multilingual Language Learners are encouraged to speak with their MLL teacher about accommodations for the OSSLT.

Students who have an IEP are encouraged to speak with their Special Education Resource Teacher about accommodations for the OSSLT.



Education and Career-Life Planning Process



Creating your Pathway to success

A pathway is your individual journey that includes opportunities and experiences in your school, at your home and in your community. The four step inquiry process is ongoing and cyclical. It helps you to establish your own personal goals and individualized pathway for your future. As you navigate your pathway, you will regularly return to the four questions, equipped with a greater knowledge of yourself and your opportunities and a growing understanding of how they can successfully shape your future.

Who Am I?

- What are my strengths and accomplishments?
- What factors shape me?

What Are My Opportunities?

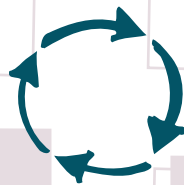
- What opportunities are available to develop my skills at home, school and in the community?

What Is My Plan For Achieving My Goals?

- What is my plan?
- What are the resources I need to implement my plan?

Who Do I Want To Become?

- Reflect on opportunities explored.
- What are my career/life goals?



Creating Pathways for Success puts students at the centre of their own learning, viewing them as the architects of their own lives.

**Remember to actively use myBlueprint to explore and map your journey.*

Types of Courses in Grade 10

Academic

Academic courses focus on the essential concepts of the discipline plus additional related concepts. Academic courses develop student's knowledge and skills by emphasizing theoretical, abstract applications of the essential concepts while incorporating practical applications, as appropriate.

Applied

Applied courses in Grade 10 focus on the essential concepts of the discipline. They develop students' knowledge and skills by emphasizing practical, concrete applications of the essential concepts while incorporated theoretical elements as appropriate.

Open

An open level course has one set of expectations for that subject at the grade 9 and 10 levels. Open courses are appropriate for all students and are not linked to any specific post-secondary destination.



Is there somewhere I can go for help if I have questions about course selection?

Yes! Guidance Counsellors, SERTs, and your teachers are available to assist with selecting courses for high school. There will be a virtual information night for grade 9 students/parents or guardians to support you in selecting courses for grade 10.



Grade 10 Program

Many Paths to Success:

Students' needs can be met through a variety of programs, placements, and class types within the DDSB. We strive to help every student meet their full potential, while fostering the highest level of independence possible for each student. We work with students, families and board staff to support the placement that best meets the students' needs, whether this is in a regular classroom, or for some students, in a special education classroom.

COMPULSORY COURSES IN GRADE 10

1. CHC2P1 or CHC 2D1
2. CHV2O1 (0.5 credit) and GLC 2O1 (0.5 credit)
3. ENG2P1 or ENG2D1 or ENG2L1
4. MFM2P1 or MPM2D1 or MAT2L1
5. SNC2P1 or SNC2D1

GRADE 10 OPEN SUBJECT AREAS

1. The Arts
2. Business Studies
3. Health and Physical Education
4. Social Sciences and Humanities
5. Technological Studies

Decoding a Course Code

Courses use a 6-character course code for Identification.

- The first 5 characters of the course code are set out by the Ministry of Education.
- The sixth character is used by school boards to identify a specific characteristic of the course. For example, French Immersion is identified in the DDSB with an "F".

CHC 2D1

These 3 letters identify the subject. The first letter in the course code denotes the course's department area.

- A** = Arts
- B** = Business
- C** = Canadian and World Studies
- E** = English
- F** = French
- G** = Guidance and Career Education
- H** = Humanities and Social Sciences
- L** = International Languages
- M** = Mathematics
- P** = Physical Education
- S** = Sciences
- T** = Technology

This number identifies the grade.

- 1 = Grade 9
- 2 = Grade 10
- 3 = Grade 11
- 4 = Grade 12

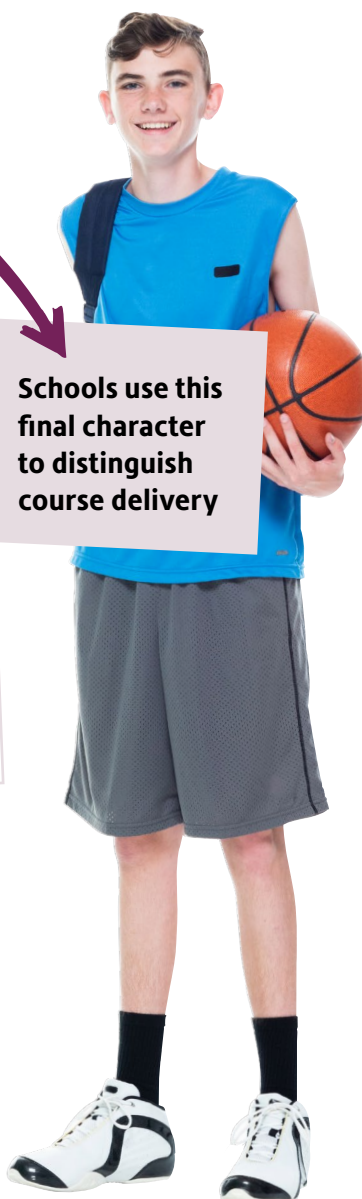


This letter identifies the course type.

- Grades 9-10**
- D** = Academic
 - L** = Locally Developed
 - O** = Open
 - P** = Applied (*only available in grade 10*)
 - W** = De-streamed

Grades 11-12

- C** = College
- E** = Workplace
- M** = College/University
- O** = Open
- U** = University



Schools use this final character to distinguish course delivery

Which one do I choose?

College (C), College/University (M), Open (O) University (U), or Workplace (E)?

COURSE TYPES FOR GRADES 11 AND 12

In grade 11 and 12, the type of courses offered changes from Academic (D), Applied, (P), and De-streamed (W), to College (C), Workplace (E), College/University (M), and University (U). It is important to start thinking about what your future career/educational goals and interests are to ensure you have chosen the most appropriate pathway. You should always consult and update your Individual Pathway Plan (IPP) to reflect your goals and interests.

College (C)

These courses are designed to equip students with the knowledge and skills they need to meet the entrance requirements for most college programs, or for admission to specific apprenticeship or other training programs.

Open (O)

Open Courses, which comprise a set of expectations that are appropriate for all students, are designed to broaden students' knowledge and skills in subjects that reflect their interests and prepare them for active and rewarding participation in society. They are not designed with the specific requirements of university, college or the workplace in mind.

University/College (M)

These courses are designed to equip students with the knowledge and skills they need to meet the entrance requirements for specific programs offered at universities and colleges.

University (U)

These courses are designed equip students with the knowledge and skills they need to meet the entrance requirements for university programs.

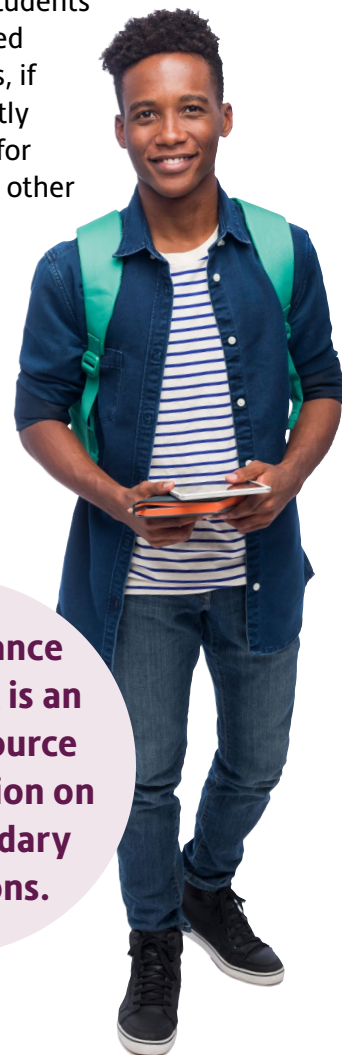
Workplace (E)

These courses are designed to equip students with the knowledge and skills they need to meet the expectations of employers, if they plan to enter the workforce directly after graduation, or the requirements for admission to certain apprenticeship or other training programs.

NOW would be a GREAT time to do the following:

- Have a discussion with your family and your teachers about your goals and interests.
- Start thinking about things that interest you and things you like.
- Job shadow to gain more experience and knowledge about a particular occupation or labour market.
- Book an appointment with your Guidance Counsellor to discuss your options and to ensure you have everything you need to get you where you want to go.
- Do some research.
- Complete your Individual Pathways Plan using myBlueprint.
- Explore initial post-secondary destinations by exploring apprenticeship options, meeting with potential employers, or visiting university or college campuses.

Your Guidance department is an excellent source for information on post-secondary destinations.



Destination Apprenticeship

An Apprenticeship is a Post-Secondary Education Opportunity

90%

of your training ON THE JOB


SPEND 10%

of your time in the classroom
learning theoretical applications

To become an apprentice, first connect with your Guidance Counsellor and/or Cooperative Education Teacher. Once you have an employer who will hire and train you, both you and your employer will sign a Registered Training Agreement (RTA) prepared by an apprenticeship branch consultant between Ministry of Labour, Immigration, Training and Skills Development and their placement sponsor.

Your pathway to qualification as a journeyman

Upon successful completion of the practical and in-school components, an **apprentice** has an opportunity to write the provincial/interprovincial exam to become a certified **journeyman** in a skilled trade. A typical apprenticeship can take about the same time as other post-secondary options.



Sources of Information



Apprenticesearch www.apprenticesearch.com is a free online job search and matching platform with an exclusive focus on apprenticeship trade positions in Ontario. Their website contains information on trades, guides for writing a resume and cover letter, and links to government programs providing financial assistance/incentives to apprentices.



Build a Dream Build a Dream is a national non-profit dedicated to inspiring young women to explore career opportunities in skilled trades, STEM (science, technology, engineering, mathematics), emergency response, and entrepreneurship. webuildadream.com/



Construction Training and Apprenticeship Ontario (CTAO) The Construction Training and Apprenticeship Ontario website provides information on starting a career in the unionized construction industry. It contains educational tools and materials for applicants pursuing pre-apprenticeship and apprenticeship opportunities in the skilled trades. ctaontario.com



Ministry of Labour, Immigration, Training and Skills Development www.ontario.ca/page/ministry-labour-immigration-training-skills-development



Ontransfer ontransfer.ca/index_en.php



Skills Canada The Skills Canada website provides information for people considering a career in the skilled trades or technologies. Their podcast provides information on post-secondary education, apprenticeship wages and so much more. skillsontario.com/

Destination College

There are **26 public colleges in Ontario with over 5000 programs in over 200 areas of study to suit your strengths, interest, and future goals.**

NOW WOULD BE A GREAT TIME TO DO THE FOLLOWING:

- Have a discussion with your family about which programs and colleges interest you.
- Spend time researching which colleges offer your programs of interest.
- Visit the College Information Program** in the fall to speak with College representatives.
- Take time to visit the different college campuses.
- Book an appointment with your Guidance Counsellor to discuss your options to ensure you meet the admission requirements of the programs, and explore scholarship opportunities. Check out The Scholarship Report available from your Guidance Counsellor.
- Start thinking about financing your education.
- Complete your Individual Pathway Plan using myBlueprint.

** Every fall, all of the colleges in Ontario gather to offer information about their programs. The College Information Program is an excellent opportunity to talk with representatives from different colleges.

Sources of Information



www.ontariocolleges.ca

This website offers a complete online guide to Ontario colleges for secondary school students. You can find information about programs and admission requirements. On the website, you can:

1 PLAN



2 FIND



3 APPLY



4 CONFIRM



YOUR
COLLEGE
DESTINATION



www.ontario.ca/page/osap-ontario-student-assistance-program

This website offers information about the Ontario Student Assistance Program as an option to help finance post-secondary education.



www.ontransfer.ca

This website offers information about transferring from college to university, or to another college.

Accredited websites are an excellent starting point for your research. The best sources of information are the colleges themselves. Visit the colleges' websites and read their admission handbooks, guidebooks, viewbooks and calendars. These resources provide the greatest detail about courses and programs.

ON YOUR TO DO LIST

Make sure you meet the admission requirements for the program you are interested in taking. Some programs have specific requirements like course pre-requisites, portfolios, interviews or admission tests. It will be your responsibility to ensure that you know the details and meet the deadlines to be considered eligible for your program.

Destination University

If your goal is university, there are a number of different factors you need to consider. Ontario has 21 publicly funded universities. There are so many programs to choose from that you need to do an honest self-assessment to see which program would best suit your strengths, interests, and future goals. Before choosing a university or program, make sure that you have as much information as possible.

NOW WOULD BE A GREAT TIME TO DO THE FOLLOWING:

- Have a discussion with your family about which programs and universities interest you.
- Spend time researching which universities offer your programs of interest.
- Visit the Ontario University Fair** in the fall to speak with representatives.
- Take time to visit the different university campuses.
- Book an appointment with your Guidance Counsellor to discuss your options and to ensure you meet the admission requirements of the programs (6 U/M level courses including ENG4U).
- Start thinking about financing your education. Check out The Scholarship Report available from your Guidance Counsellor.
- Complete your Individual Pathway Plan using myBlueprint.

** Every fall, all of the universities in Ontario gather to offer information about their programs. The Ontario University Fair (www.ontariouniversitiesfair.ca) is an excellent opportunity to talk with representatives from universities, gather more specific information and start refining your areas of research.

Sources of Information



www.ouac.on.ca This website helps students navigate their way through the university application process. It contains information about deadlines and provides access to your university application.



www.ontransfer.ca The ONTransfer Course Transfer Guide allows you to see how courses completed at other Ontario postsecondary institutions may be transferred to a program at another Ontario postsecondary institution. For example, you can complete a College diploma and have credits transferred to a Degree program at a University.



student.ddsb.ca myBlueprint is web-based career exploration and planning tool that can be used to explore career and education options and develop a career plan.



www.ontariouniversitiesinfo.ca This website offers a complete online guide to Ontario universities for secondary school students. On this website, you can find information about university programs and admission requirements, first-year scholarships, and residence. You can search by degree, program of study, or university.



www.ontariouniversitiesevents.ca Ontario's universities host a collection of in-person and virtual events for students and their families. These events are free and anyone may attend.

Accredited websites are an excellent starting point for your research. The BEST sources of information are the universities themselves. Visit the universities' websites and read their admission handbooks, guidebooks, viewbooks and calendars. These resources provide the greatest detail about courses and programs.

ON YOUR TO DO LIST


Make sure you meet the admission requirements for the program you are interested in taking. Some programs have specific requirements like course pre-requisites, portfolios, interviews or admission tests. It will be your responsibility to ensure that you know the details and meet the deadlines to be considered eligible for your program.

Destination the World of Work

If your goal is the world of work, as either your initial post-secondary destination or as your chosen pathway, myBlueprint can help! You can:

- Search for occupations
- Create a resume
- Write a cover letter
- Search for a variety of jobs including volunteer opportunities

Access myBlueprint by visiting the DDSB Campus Home page (www.student.ddsbc.ca)



Grade 9 Next Year	Grade 10 Plan Ahead	Grade 11 Plan Ahead	Grade 12 Plan Ahead
English	English	English	English
Mathematics	Mathematics	Mathematics	Course
Science	Science	Course	Course
Geography	History	Course	Course
French as a Second Lan...	Career Studies/Civics	Course	Course
Course	Course	Course	Course
Course	Course	Course	Course
Course	Course	Course	Course

For information on employment opportunities and employment programs, check out some of these resources as a starting point:



Abilities Centre Leadership in Training abilitiescentre.org/programs/employment-services/leadership-in-training



Agilec agilec.ca



Durham Region Unemployment Help Centre unemployedhelp.on.ca
 Durham Region Youth Unemployment Help Centre unemployedhelp.on.ca/youth



Durham Workforce Authority durhamworkforceauthority.ca



Canada Job Bank

Government of Canada Job Bank jobbank.gc.ca/report_note.do?cid=12207
 Ontario Job Bank jobbank.gc.ca/browsejobs/province/ON



META: Making Employment Transitions Attainable metaservices.ca



VPI vpi-inc.com



YMCA Durham Employment Services ymcagta.org



Youth The Future ccrw.org



Connect with your Guidance Department regarding resume writing, job search skills, portfolio development, and interview preparation.

What is Cooperative Education?




Want to test drive a career? Take co-op!

Cooperative Education allows students to gain secondary school credits while completing a work placement in the community. This program helps students prepare for apprenticeships, college, university or the workplace.

Students can participate in cooperative education through:

- Regular school program,
- Specialized High Skills Major (SHSM) program,
- Ontario Youth Apprenticeship Program (OYAP),
- Summer school program
- Night school program



Benefits of Cooperative Education

Cooperative education gives you an opportunity to:

- Try out a career before finalizing plans for post-secondary education, training or employment
- Gain valuable work experience and build your resume
- See the relevance of classroom learning in the workplace
- Develop the skills and work habits required in the workplace.

Interested in exploring Co-op?

Speak with your cooperative education teacher or your school guidance department.

For additional information on Cooperative Education please visit the Ministry of Education website at **Creating Opportunities through Co-op.**



What is OYAP?

(ONTARIO YOUTH APPRENTICESHIP PROGRAM)

The **Ontario Youth Apprenticeship Program** offers students the opportunity to begin an apprenticeship while still in secondary school. Students must be at least 16 years old and have completed 16 credits towards their OSSD.

- Students in a Cooperative Education placement in an apprenticeable trade are considered OYAP students.
- Students may be signed as an apprentice while at their Co-op placement.

OYAP Benefits for the Student

- Allows student to explore the skilled trades, which can lead to a meaningful career;
- Develops both specialized and transferable skills;
- Proves a seamless transition from school to work;
- Applies classroom theory to workplace experience.

Interested in participating in OYAP? Speak to your Cooperative Education teacher or Guidance Department.

Previous Programs Offered

- Automotive Service Technician
- Carpentry
- Child Development Practitioner
- Cook/Chef
- Electrician
- Hairstylist
- Millwright
- Plumbing
- Welder



For information on OYAP visit www.oyap.com



What is SHSM?

(SPECIALIST HIGH SKILLS MAJOR)

The **Specialist High Skills Major (SHSM)** program allows students to focus on a career path that matches their skills and interests. SHSM programs in the high skills fields are great for students who want to take an apprenticeship, attend college or university or enter the workforce. DDSB offers programs in 11 different sectors, located at various secondary schools.

Students must be in grade 11 or 12 to participate in the program, however, recruitment and registration is in Grade 10.

Students in SHSM will:

- Gain experience through cooperative education work placements.
- Complete 8 to 10 courses in your selected field.
- Complete First Aid, CPR, and WHMIS training along with other specialized certifications.
- Engage in career exploration, experiential learning, and reach-ahead experiences.
- Participate in Sector-Partnered Contextualized Experiences.

Speak to your guidance department to find out which SHSM programs are available at your school.



Participating Sectors

- Arts and Culture
- Business
- Construction
- Energy
- Environment
- Health and Wellness
- Hospitality and Tourism
- Information and Communication Technology
- Manufacturing
- Non-Profit
- Sports
- Transportation



For information on SHSM visit www.ontario.ca/page/specialist-high-skills-major




Don't forget to think about...



Community Involvement Hours

- **PLAN** your hours. The activity must fall within the guiding principles the Board has established and must be an “eligible” activity.
- **CONFIRM** the details of the activity with the organizer who is responsible for the activity.
- **RECEIVE** approval from your Principal or Guidance Counsellor before starting the activity.
- **COMPLETE** your community involvement hours.
- **HAND IN** your form at your school to the Guidance Department.
- Check out www.informdurham.com/volunteer for volunteer opportunities. Not all volunteer opportunities listed are eligible for community involvement hours. Check with your Guidance Department for further information.



Pathways to Student Success

Pathways offers information on focus programs that concentrate on a particular field of interest or training. Focus programs provide students with comprehensive and relevant academic and practical experience to prepare them for their post-secondary destination.

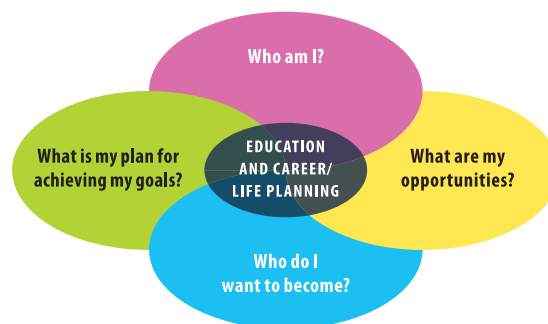
You can find copies in your high school Guidance Office or check it out online DDSB Pathways to Student Success.

Individual Pathway Planning (IPP)

Don't forget about the IPP! This is a valuable tool that allows you to:

- Learn more about yourself;
- Outline your four-year educational plan and explore career and educational opportunities;
- Set education, career, and life goals and;
- Document and track your extracurricular involvement.

Complete your Individual Pathway Plan in myBlueprint.





Make an appointment
with your guidance
counsellor today!

Life in *Secondary School*

Things to consider...



Anti-Oppression - The DDSB values and respects all members of our school community and has a commitment to embracing diverse social realities; while maintaining positive, safe and inclusive environments for all students and staff.



First Nation, Métis and Inuit Education - The Durham District School Board (DDSB) is committed to student success and providing a safe and welcoming learning environment for all students, including First Nation, Métis, and Inuit students.



Inclusive Student Services - Inclusive Student Services within the Durham District School Board strives to provide a range of programs, placements and services for students with special needs in a supportive environment which enables them to develop to their full potential as students and as members of their communities.



Innovative Education - The DDSB is reimagining learning and teaching spaces through digital technologies and have resources available to support student success. Access to technology and digital resources such as research databases, overdrive, and collaborative software, as well as Inclusive Technology applications, such as Read and Write support student learning and innovate teaching.



Mental Health and Well-Being - Do you feel like you or someone you know needs help but you don't know where to turn? Adolescents are encouraged to take that first step and speak to an adult they trust (parent(s)/guardian(s), teacher, guidance counsellor, etc.) Remember—it is okay to talk. Help is available for when you are feeling anxious, stressed or overwhelmed.



Positive School Climates - The DDSB is committed to maintaining a positive school climate in schools in which students have the opportunity to develop in a safe and respectful learning environment.

Programming to look forward to...



Cooperative Education - Cooperative Education provides secondary school students with a wide range of rigorous learning opportunities connected to communities outside the school.



Dual Credit - Students are able to earn both a high school credit and a college credit. The credits count towards their high school diploma as well as a postsecondary certificate, diploma, degree or apprenticeship certification.



eLearning - The DDSB offers a variety of eLearning courses for our grade 11 and 12 students.



ESL/ELL - ESL/ELD: The DDSB is committed to supporting our students and families as they transition to the education system in Ontario. ESL/ELD programming provides students with opportunities to develop language skills in both daily and academic English. Settlement Workers in Schools (SWIS) help connect students and families to community services and resources.



Ontario Youth Apprenticeship Program (OYAP) - OYAP allows a co-op student to begin to learn a skilled trade while completing the requirements for a high school diploma.



SHSM Specialist High Skills Major (SHSM) - Students focus on a career path that matches their skills and interests while meeting the requirements of the OSSD. They receive a SHSM seal on their diploma when they complete a specific bundle of courses, earn valuable industry certifications and gain important skills on the job with employers.

All students can be **SUCCESSFUL.**
SUCCESS comes in many forms.
There are many paths to **SUCCESS.**



ddsb.ca
DURHAM DISTRICT SCHOOL BOARD